

MARCH 2022

# SCALER PLACEMENT REPORT

Audited by  KPMG



\*Past Results do not guarantee Future Placements

**SCALER** 

Upskilling to  
**#CreateImpact**



# FOREWORD

The rate of employability of Indian engineers has not been promising for more than a decade now. Multiple reports have highlighted that graduates are not adept in handling new-age skills in areas such as AI, Machine Learning, Data Engineering and Mobile technologies. Scaler was born with the mission to bridge this gap through industry-focussed upskilling.

On our third anniversary, we are glad to share **The Scaler Placement Assessment Report, evaluated and certified by KPMG**. The report is based on the data analysis of placements of learners between April 2019 and March 2021 and reveals that post upskilling through Scaler, Indian software professionals are witnessing tremendous growth, salary hikes, and are paving a solid career path.

In addition to that, we have seen significant growth over 3 years. Our success is highlighted by the fact that nearly 7 out of every 10 startup unicorns in India now have Scaler alumni. The cumulative annual salary of our graduates is more than Rs 600 crore.

The KPMG commissioned “Performance Assessment Report” is a testament that organisations prefer working with skilled individuals. And, we at Scaler, are helping build and nurture tech talent to transform the industry, one batch at a time.

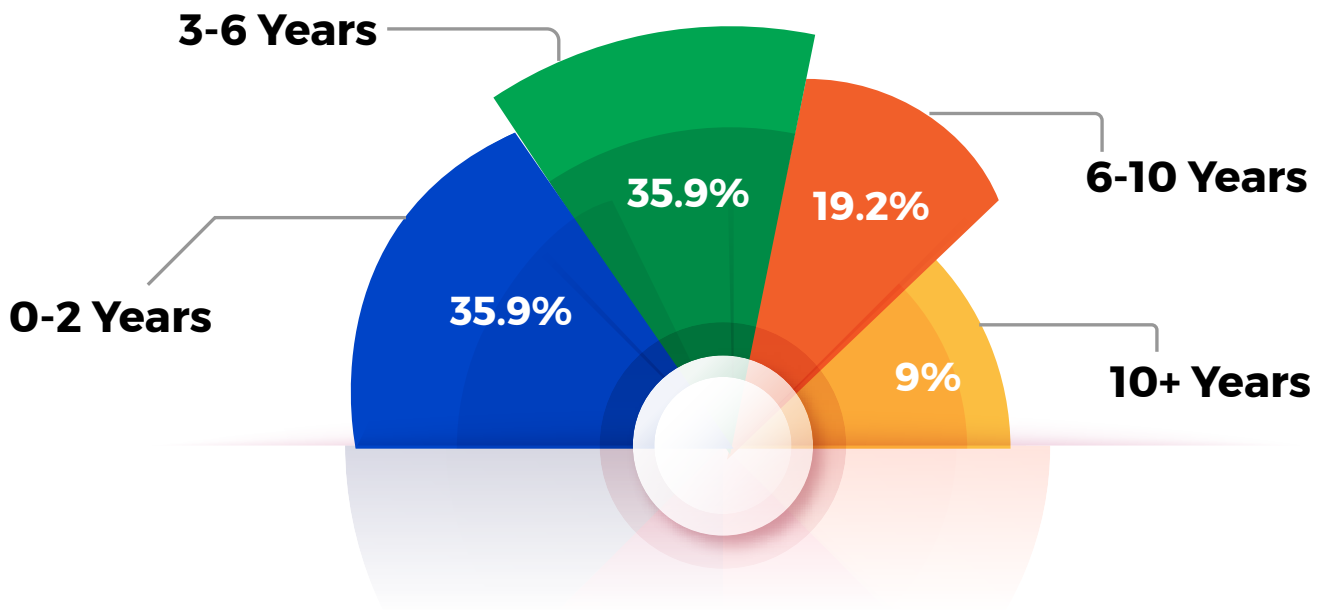


# INDEX

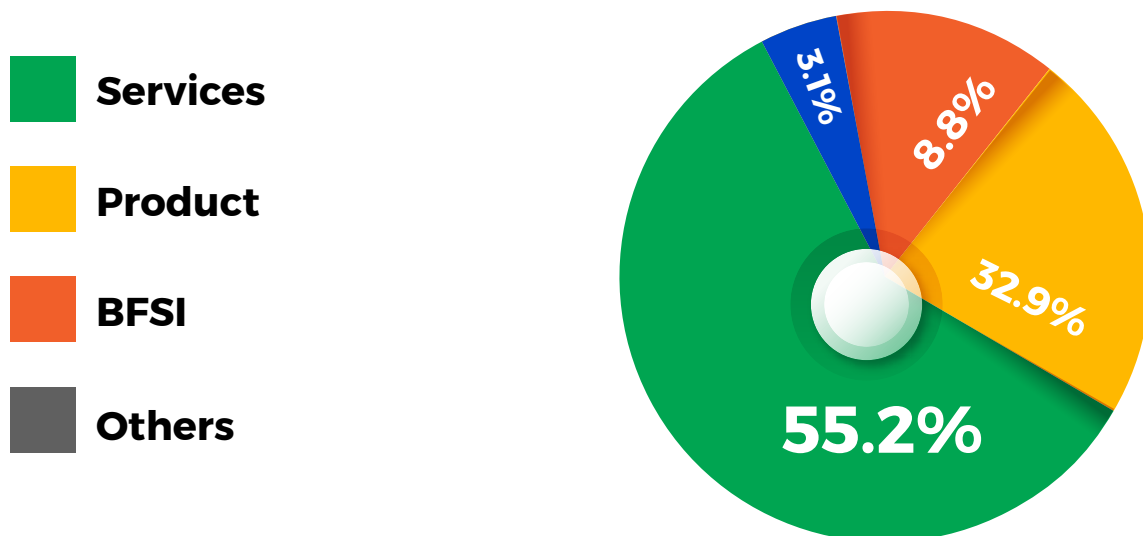
<b>02</b>	▶	<b>Scaler's Learner Profile</b>
<b>03</b>	▶	<b>Placement Overview</b>
<b>04</b>	▶	<b>Salary Overview</b>
<b>05</b>	▶	<b>Pre &amp; Post Scaler</b>
<b>07</b>	▶	<b>Our Employer Partners</b>
<b>09</b>	▶	<b>Employers' Testimonials</b>
<b>10</b>	▶	<b>Alumni Achievements</b>
<b>11</b>	▶	<b>Learners' Testimonials</b>

# SCALER'S LEARNER PROFILE

OUR STUDENTS COME WITH A WIDE RANGE OF WORK EXPERIENCE



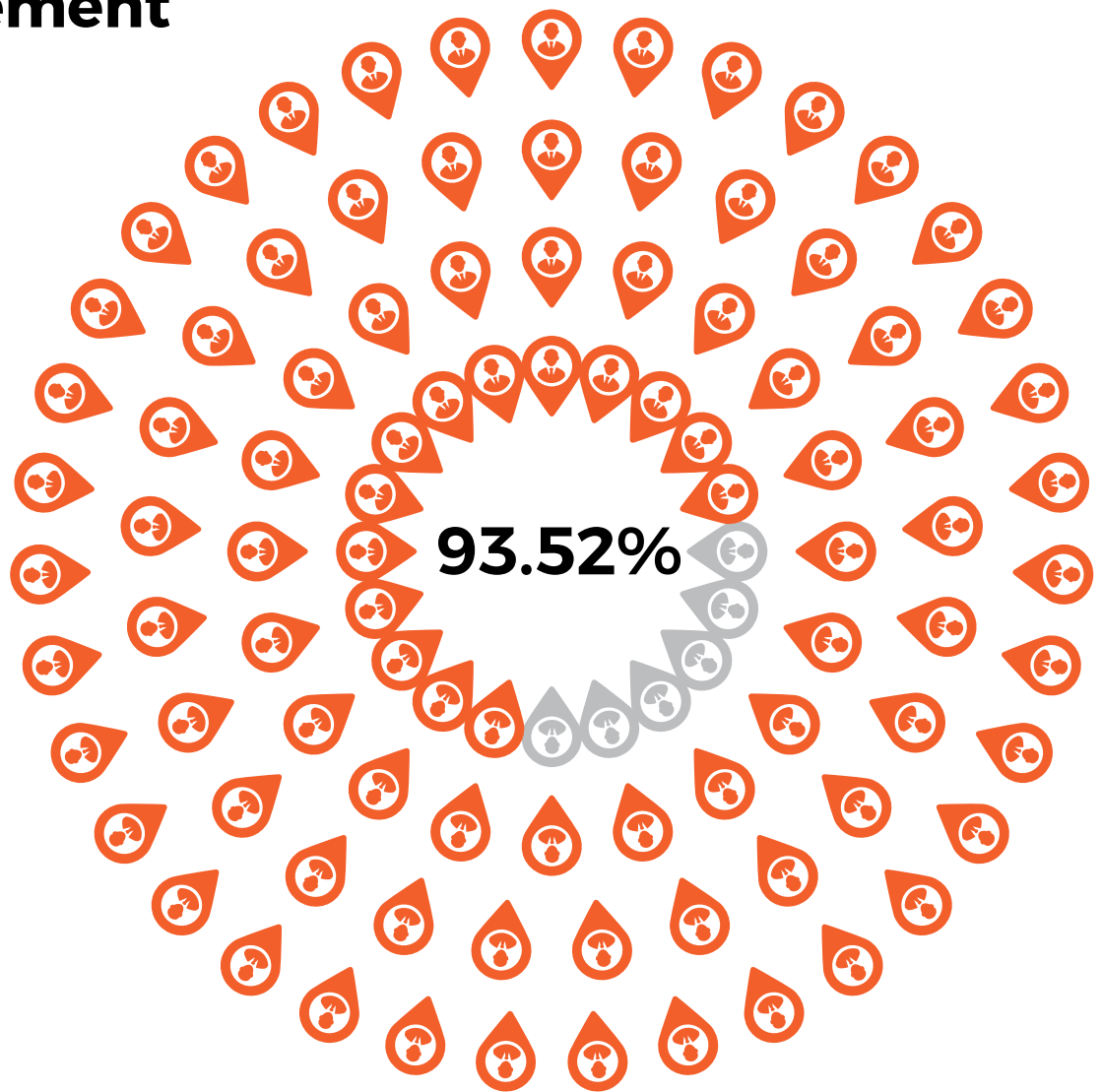
OUR STUDENTS COME FROM DIVERSE INDUSTRY BACKGROUNDS



► Data sourced from Scaler Placement Report audited by KPMG. [Click here to access it.](#)

# PLACEMENT OVERVIEW

## Placement Rate



### Note:

- ▶ Only considering data of batches that started **12 months** prior (until Feb 2021)
- ▶ Total learners in these batches - **1367**
- ▶ Eligible set - **1327**
- ▶ **6.48%** of the eligible alumni showed intent to switch job but were unable to secure placement
- ▶ Scaler placement support can be leveraged by learner upto 6 months post the completion of the program.
- ▶ **100%** of the placed Scaler learners are employed in a tech Job
- ▶ Data sourced from Scaler Placement Report audited by KPMG. [Click here to access it.](#)

# SALARY OVERVIEW

**2087**

Total Number of Placements



Top 25 Percentile - 39.35 LPA Average Salary  
Top 50 Percentile - 30.46 LPA Average Salary



**17.5**  
**LPA**  
Median Salary



**21.6**  
**LPA**  
Mean Salary



**36**  
Outliers  
(Salaries equal or above 60 LPA)



## Top 5 Employers

Amazon, Microsoft, Delhivery,  
TechMojo, Saesken

### Note:

- ▶ Data Points where salaries were not revealed - **350**
- ▶ Data points with known salaries - **1737**
- ▶ Outlier records are defined by scaler are greater than **60L CTC**
- ▶ Data sourced from Scaler Placement Report audited by KPMG. [Click here to access it.](#)

---

# PRE & POST SCALER

A Clear Testament To Upskilling For  
Growth in Statistics

## Our Learners' Records **Post-Scaler**

Top Employers  
**Amazon, Microsoft,  
Delhivery, TechMojo,  
SalesKen**

**126%**  
hike in their salaries

Highest Package  
**1.7 Crore**  
Per Annum

## Our Learners' Records **Pre-Scaler**

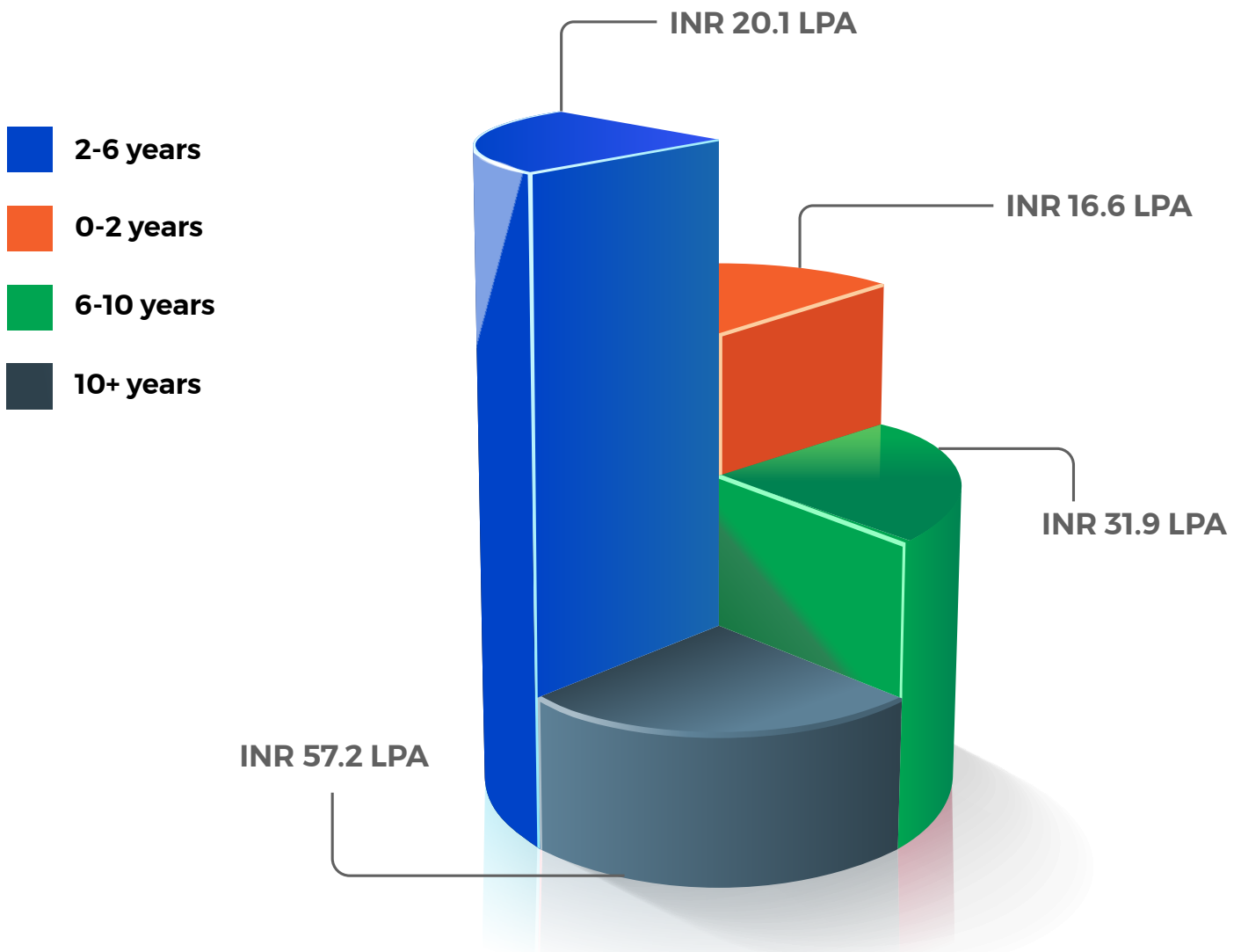
Top Employers  
**Infosys,  
TCS, Wipro,  
Oracle**

### Note:

- ▶ Data points where previous salary is available - 616
- ▶ Salaries pre-scaler might not be available if the learner enrolled was not in a paying job/was not eligible for a job / did not reveal their salaries pre Scaler.
- ▶ Average Salary post-scaler only where pre-scaler salary was disclosed by learners
- ▶ Data sourced from Scaler Placement Report audited by KPMG. [Click here to access it.](#)

# PRE & POST SCALER

Average Salary Post Scaler  
viz a viz years of experience



## Note:

- ▶ Data Points Considered: 1737
- ▶ Data Points where experience not revealed: 175  
For salary (segmented by years of experience) all placements where both years of experience and post-scaler CTC was available were considered. No. of such datapoints is 1562.
- ▶ For % intake (segmented by years of experience) data points of all batches that started 12 months back or prior was considered. No. of such datapoints is 1326
- ▶ Data sourced from Scaler Placement Report audited by KPMG. [Click here to access it.](#)



# OUR EMPLOYER PARTNERS

**250+**  
Employer Partners

## Tech Giants

Average Salary- ₹26,04,000



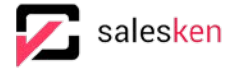
## Unicorns & Decacorns

Average Salary- ₹21,50,000



# Fast-Growing Startups

Average Salary- ₹19,68,000



# Established Businesses

Average Salary- ₹25,50,000



---

# EMPLOYERS' TESTIMONIALS

Hear what  
Employers have  
to say about us!

“Scaler graduates are able to crack interview easily; problem solving and designing capability is great.”

**Recruitment Manager,  
Techmojo**

“Scaler Graduates perform at par and better than their industry counterparts.”

**Associate HR,  
CleverTap**

“Scaler graduates do a fabulous job for core skill tasks. Now we have no need for primary screening as we trust Scaler quality.”

**TA Manager,  
ZEE**

“Scaler talent pool is growing and we are happy with the talent that joins us.”

**Recruiter,  
SalesKen**

---

# ALUMNI ACHIEVEMENTS

Projects that  
Scaler Alumni  
have worked on  
since graduating

“Leading integration of Third Party App on the world’s leading online retail Store using voice activated platform”

“Building the Spin the Wheel Feature and UPI integration for a leading messaging platform”

“Improvements to a global photo editing app with 1M+ downloads”

“Enabled a leading ridesharing company to launch their grocery delivery service product”

“Helped in Launch of a major Financial Technology Company in China”

“Built data pipelines from scratch for a 1M DAU product”

---

# LEARNERS' TESTIMONIALS

Hear what Our Learners have to say about us!



## Subham Das

SDE 1, 

"The course of Scaler Academy is really a very well structured one. I would advise anyone wanting to make a switch or start off with a good product based company, surely one good solution would be to get into Scaler Academy."



## Kritika Agarwal

SDE 2,  Microsoft

"I had joined Scaler mainly for learning. And the one thing that kept me motivated throughout was seeing the hard work all teachers put, taking classes everyday tirelessly late into the night."



## Nikhil Bharghav

SDE 2,  PayPal

I just wanted to thank you. Your DP, Graph and HLD classes were really helpful, and with all the guidance from Scaler and you, I was able to get offers from Walmart / Groupon / PayTM for SE-3/SDE-2 role. I really wanted to thank you personally, all this was really helpful!"

[Click here](#) to discover Alumni who have walked the same path as you

**THANK  
YOU**

**SCALER** 

[WWW.SCALER.COM](http://WWW.SCALER.COM)

\*Past Results do not guarantee Future Placements